

Maximizing the Impact of Your Work: Dissemination of Results

Preeti N. Malani, MD, MSJ, FIDSA, FSHEA

University of Michigan Medical School

Department of Internal Medicine, Division of Infectious Diseases

November 30, 2016

@PreetiNMalani

Disclosures

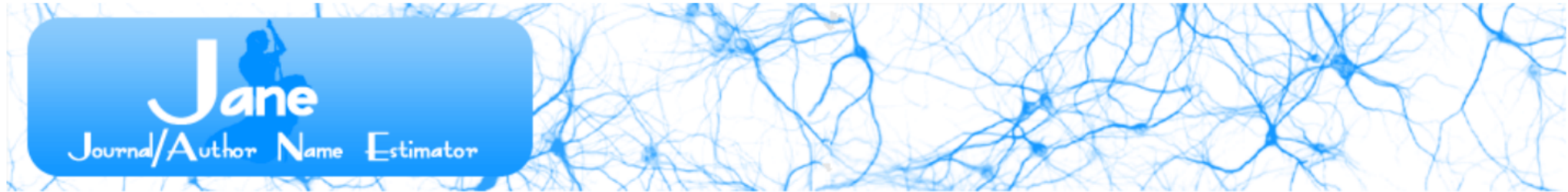
- JAMA Associate Editor (salary support)
- No other financial disclosures

What Type of Article Should I Write?

- Different formats fit different research questions
- Type of Articles
 - “Major” Articles/”Original” Articles (Clinical Trials, Cohort Studies, Epidemiology, etc.)
 - Review Articles (Narrative vs. Systematic)
 - Meta Analysis
 - Opinion Pieces, Editorials/Commentaries
 - Case Reports/Case Series
 - Letter to the Editor/Research Letter

Where Should I Send My Work?

- Publishing priorities vary at different journals
- Selecting the right journal is very important
- Be familiar with scope/types of articles published
- Review the journals you are considering (look at TOC)
- Is it worth shooting high, but failing? May depend in part on whether results are time sensitive?
- Most journals can reject without review—generally a subjective decision



Insert your title and/or abstract here: (or, click [here](#) to search using keywords)

Antimicrobial stewardship

Scramble

Clear

Show extra options

Find journals

Find authors

Find articles

Welcome to Jane

Have you recently written a paper, but you're not sure to which journal you should submit it? Or maybe you want to find relevant articles to cite in your paper? Or are you an editor, and do you need to find reviewers for a particular paper? Jane can help!

Just enter the title and/or abstract of the paper in the box, and click on 'Find journals', 'Find authors' or 'Find Articles'. Jane will then compare your document to millions of documents in *Medline* to find the best matching journals, authors or articles.

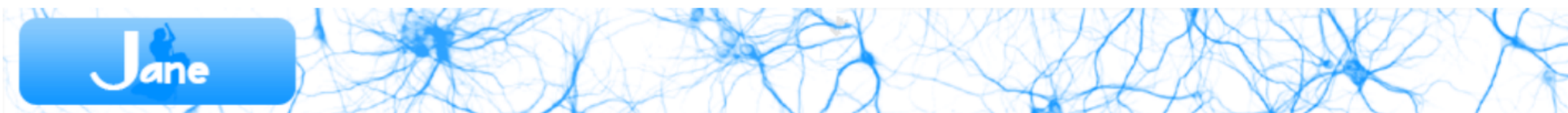
Keyword search

Instead of using a title or abstract, you can also search using a keyword search, similar to popular web search engines. Click [here](#) to search using keywords.

A new home!

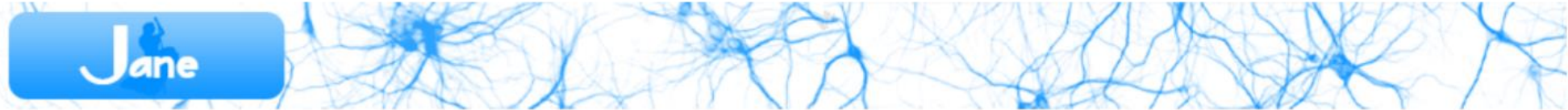
JANE has moved to a new home for improved stability. Many thanks to the [Observational Health Data Science and Informatics](#) for providing the hosting! Please update your bookmarks.

[Additional information about Jane](#)



These journals have articles most similar to your input:
"Antimicrobial stewardship"

Confidence	Journal	Article Influence ?	Articles
	Infectious disease clinics of North America	0.7339	Show articles
	Clinical infectious diseases : an official publication of the Infectious Diseases Society of America	2.57545	Show articles
	Infection control and hospital epidemiology	1.04628	Show articles
	Pharmacotherapy	0.65556	Show articles
	Journal of pharmacy practice		Show articles
	American journal of infection control	1.00884	Show articles
	Mayo Clinic proceedings	1.51731	Show articles
	Nihon rinsho. Japanese journal of clinical medicine		Show articles
	The Veterinary clinics of North America. Small animal practice	0.26636	Show articles
	Hospitals & health networks		Show articles
	British journal of hospital medicine (London, England : 2005)		Show articles
	Current opinion in infectious diseases	1.57934	Show articles
	The Journal of antimicrobial chemotherapy	1.25356	Show articles
	Critical care (London, England) Open access	1.55008	Show articles
	American journal of respiratory and critical care medicine	3.41478	Show articles
	Antibiotics (Basel, Switzerland) Open access		Show articles
	The Consultant pharmacist : the journal of the American Society of Consultant Pharmacists		Show articles
	Clinical therapeutics	0.89346	Show articles
	Virulence		Show articles
	Infectious disease and therapy Open access		Show articles



These journals have articles most similar to your input:
"Antimicrobial stewardship"

Confidence	Journal	Article Influence ?	Articles
<div><div></div></div>	Infectious disease clinics of North America	0.7339	Show articles
<div><div></div></div>	Clinical infectious diseases : an official publication of the Infectious Diseases Society of America	2.57545	Hide articles

The confidence score for **Clinical infectious diseases : an official publication of the Infectious Diseases Society of America** is based on these articles:

Similarity	Citation
<div><div></div></div>	Trivedi KK, Pollack LA The role of public health in antimicrobial stewardship in healthcare. Clinical infectious diseases : an official publication of the Infectious Diseases Society of America. 2014
<div><div></div></div>	Nagel JL, Stevenson JG, Eiland EH, Kaye KS Demonstrating the value of antimicrobial stewardship programs to hospital administrators. Clinical infectious diseases : an official publication of the Infectious Diseases Society of America. 2014
<div><div></div></div>	Hamilton KW, Gerber JS, Moehring R, Anderson DJ, Calderwood MS, Han JH, Mehta JM, Pollack LA, Zaoutis T, Srinivasan A, Camins BC, Schwartz DN, Lautenbach E, Centers for Disease Control and Prevention Epicenters Program Point-of-prescription interventions to improve antimicrobial stewardship. Clinical infectious diseases : an official publication of the Infectious Diseases Society of America. 2015
<div><div></div></div>	Olans RN, Olans RD, DeMaria A The Critical Role of the Staff Nurse in Antimicrobial Stewardship--Unrecognized, but Already There. Clinical infectious diseases : an official publication of the Infectious Diseases Society of America. 2016
<div><div></div></div>	Pogue JM, Potoski BA, Postelnick M, Mynatt RP, Trupiano DP, Eschenauer GA, Kaye KS Bringing the "power" to Cerner's PowerChart for antimicrobial stewardship. Clinical infectious diseases : an official publication of the Infectious Diseases Society of America. 2014
<div><div></div></div>	Trivedi KK, Dumartin C, Gilchrist M, Wade P, Howard P Identifying best practices across three countries: hospital antimicrobial stewardship in the United Kingdom, France, and the United States. Clinical infectious diseases : an official publication of the Infectious Diseases Society of America. 2014

Antimicrobial Stewardship at a Large Tertiary Care Academic Medical Center: Cost Analysis Before, During, and After a 7-Year Program

Harold C. Standiford, MD;^{1,2} Shannon Chan, PharmD;³ Megan Tripoli, BA;¹
Elizabeth Weekes, PharmD;⁴ Graeme N. Forrest, MBBS⁵

BACKGROUND. An antimicrobial stewardship program was fully implemented at the University of Maryland Medical Center in July 2001 (beginning of fiscal year [FY] 2002). Essential to the program was an antimicrobial monitoring team (AMT) consisting of an infectious diseases-trained clinical pharmacist and a part-time infectious diseases physician that provided real-time monitoring of antimicrobial orders and active intervention and education when necessary. The program continued for 7 years and was terminated in order to use the resources to increase infectious diseases consults throughout the medical center as an alternative mode of stewardship.

DESIGN. A descriptive cost analysis before, during, and after the program.

PATIENTS/SETTING. A large tertiary care teaching medical center.

METHODS. Monitoring the utilization (dispensing) costs of the antimicrobial agents quarterly for each FY.

RESULTS. The utilization costs decreased from \$44,181 per 1,000 patient-days at baseline prior to the full implementation of the program (FY 2001) to \$23,933 (a 45.8% decrease) by the end of the program (FY 2008). There was a reduction of approximately \$3 million within the first 3 years, much of which was the result of a decrease in the use of antifungal agents in the cancer center. After the program was discontinued at the end of FY 2008, antimicrobial costs increased from \$23,933 to \$31,653 per 1,000 patient-days, a 32.3% increase within 2 years that is equivalent to a \$2 million increase for the medical center, mostly in the antibacterial category.

CONCLUSIONS. The antimicrobial stewardship program, using an antimicrobial monitoring team, was extremely cost effective over this 7-year period.

The Use of Cefepime for Treating AmpC β -Lactamase–Producing Enterobacteriaceae

Pranita D. Tamma,¹ Sonya C. T. Girdwood,² Ravindra Gopaul,⁵ Tsigereda Tekle,³ Ava A. Roberts,³ Anthony D. Harris,⁶ Sara E. Cosgrove,⁴ and Karen C. Carroll³

¹Department of Pediatrics, Division of Infectious Diseases, ²Department of Medicine, ³Department of Pathology, Division of Medical Microbiology, and ⁴Department of Medicine, Division of Infectious Diseases, Johns Hopkins Medical Institutions; and ⁵Department of Medicine and ⁶Department of Epidemiology and Public Health, University of Maryland School of Medicine, Baltimore, Maryland

Background. AmpC β -lactamase–producing organisms are associated with significant morbidity and mortality. Induction of resistance to third-generation cephalosporins after exposure to these agents complicates treatment options and carbapenems are considered optimal therapy. The role of cefepime, however, remains unclear. Our objective was to compare clinical outcomes for patients receiving cefepime compared with meropenem for invasive infections caused by organisms expressing AmpC β -lactamases.

Methods. Hospitalized patients with blood, bronchoalveolar lavage, or intra-abdominal fluid cultures growing *Enterobacter* spp, *Serratia* spp, or *Citrobacter* spp were evaluated using the cefotetan–boronic acid disk test and the cefotetan–cloxacillin Etest to identify organisms with AmpC β -lactamase production from February 2010 to January 2011. In patients with organisms hyperproducing AmpC β -lactamases (positive by both methods), clinical outcomes for patients receiving cefepime or meropenem therapy were compared. To minimize the possibility of treatment selection bias, 1:1 nearest neighbor propensity score matching was performed prior to regression analysis.

Results. Of 399 patients meeting eligibility criteria, 96 (24%) had confirmed infections with AmpC β -lactamase–producing organisms. Propensity score matching of patients infected with AmpC β -lactamase–positive organisms treated with cefepime or meropenem yielded 32 well-balanced patient pairs with no difference in 30-day mortality (odds ratio, 0.63; 95% confidence interval [CI], .23–2.11; $P = .36$) or length of hospital stay after infection (relative risk, 0.96; 95% CI, .79–1.26; $P = .56$) between the 2 groups.

Conclusions. Cefepime may be a reasonable option for the treatment of invasive infections due to AmpC β -lactamase–producing organisms, particularly when adequate source control is achieved.

Keywords. AmpC β -lactamases; *Enterobacter*; gram-negative resistance; cefepime; boronic acid.

Effect of an Outpatient Antimicrobial Stewardship Intervention on Broad-Spectrum Antibiotic Prescribing by Primary Care Pediatricians

A Randomized Trial

Jeffrey S. Gerber, MD, PhD

Priya A. Prasad, MPH

Alexander G. Fiks, MD, MSCE

A. Russell Localio, PhD

Robert W. Grundmeier, MD

Louis M. Bell, MD

Richard C. Wasserman, MD

Ron Keren, MD, MPH

Theoklis E. Zaoutis, MD, MSCE

ANTIBIOTICS ARE THE MOST COMMON prescription drugs given to children.¹ Although hospitalized children frequently receive antibiotics,² the vast majority of antibiotic use occurs in the outpatient setting, roughly 75% of which is for acute respiratory tract infections (ARTIs).³

Unnecessary prescribing for viral ARTIs is well documented³⁻⁸ and has been declining.⁷⁻⁹ However, inappropriate prescribing also occurs for bacterial ARTIs, particularly when broad-spectrum antibiotics are used to treat infections for which narrow-spectrum antibiotics are indicated and recommended.^{1,3,6,8,9} The American Academy of Pediatrics (AAP) recommends

Importance Antimicrobial stewardship programs have been effective for inpatients, often through prescribing audit and feedback. However, most antimicrobial use occurs in outpatients with acute respiratory tract infections (ARTIs).

Objective To evaluate the effect of an antimicrobial stewardship intervention on antibiotic prescribing for pediatric outpatients.

Design Cluster randomized trial of outpatient antimicrobial stewardship comparing prescribing between intervention and control practices using a common electronic health record. After excluding children with chronic medical conditions, antibiotic allergies, and prior antibiotic use, we estimated prescribing rates for targeted ARTIs standardized for age, sex, race, and insurance from 20 months before the intervention to 12 months afterward (October 2008–June 2011).

Setting and Participants A network of 25 pediatric primary care practices in Pennsylvania and New Jersey; 18 practices (162 clinicians) participated.

Interventions One 1-hour on-site clinician education session (June 2010) followed by 1 year of personalized, quarterly audit and feedback of prescribing for bacterial and viral ARTIs or usual practice.

Main Outcomes and Measures Rates of broad-spectrum (off-guideline) antibiotic prescribing for bacterial ARTIs and antibiotics for viral ARTIs for 1 year after the intervention.

Results Broad-spectrum antibiotic prescribing decreased from 26.8% to 14.3% (absolute difference, 12.5%) among intervention practices vs from 28.4% to 22.6% (absolute difference, 5.8%) in controls (difference of differences [DOD], 6.7%; $P=.01$ for differences in trajectories). Off-guideline prescribing for children with pneumonia decreased from 15.7% to 4.2% among intervention practices compared with 17.1% to 16.3% in controls (DOD, 10.7%; $P<.001$) and for acute sinusitis from 38.9% to 18.8% in intervention practices and from 40.0% to 33.9% in controls (DOD, 14.0%; $P=.12$). Off-guideline prescribing was uncommon at baseline and changed little for streptococcal pharyngitis (intervention, from 4.4% to 3.4%; control, from 5.6% to 3.5%; DOD, -1.1% ; $P=.82$) and for viral infections (intervention, from 7.9% to 7.7%; control, from 6.4% to 4.5%; DOD, -1.7% ; $P=.93$).

Antimicrobial Use Among Patients Receiving Palliative Care Consultation

Erin Diviney Chun, MD,¹ Phillip E. Rodgers, MD,²
Caroline A. Vitale, MD,^{1,3,4} Curtis D. Collins, PharmD,⁵
and Preeti N. Malani, MD, MSJ^{1,3,4,6}

American Journal of Hospice
& Palliative Medicine®
27(4) 261-265
© The Author(s) 2010
Reprints and permission:
sagepub.com/journalsPermissions.nav
DOI: 10.1177/1049909109352336
<http://ajhpm.sagepub.com>



Abstract

Background: We sought to characterize antimicrobial use among patients receiving palliative care consultation. **Methods:** Retrospective review of patients seen by the Palliative Care Service at the University of Michigan Health System from January 2008 to May 2008. **Results:** Of 131 patients seen in consultation, 70 received antimicrobials. We identified 92 infections among these 70 patients; therapy for 54 (58.7%) was empiric. Empiric therapy was most commonly prescribed for respiratory infection and urinary tract infection. Piperacillin/tazobactam (P/T) was the most frequently used agent, with 26 patients receiving P/T (37.1%); 22 of 26 received this agent empirically (84.6%, $P = .005$). Vancomycin was prescribed to 23 patients (32.9%). Sixteen patients (22.9%) died in hospital; another 31 were enrolled in hospice care. **Conclusions:** Our results suggest significant use of empiric, broad-spectrum antimicrobial therapy among hospitalized patients near the end of life. We advocate for careful assessment of potential benefits and treatment burdens of antimicrobial therapy, especially when palliation is the goal.

Antimicrobial Use at the End of Life Among Hospitalized Patients With Advanced Cancer

Andrew J. Thompson, MD¹, Maria J. Silveira, MD, MA, MPH^{2,3},
Caroline A. Vitale, MD^{4,5}, and Preeti N. Malani, MD, MSJ^{1,4,5}

American Journal of Hospice
& Palliative Medicine®

29(8) 599-603

© The Author(s) 2012

Reprints and permission:

sagepub.com/journalsPermissions.nav

DOI: 10.1177/1049909111432625

<http://ajhpm.sagepub.com>



Abstract

Background: We sought to evaluate antimicrobial use among patients with advanced cancer. **Methods:** Retrospective review of patients experiencing cancer-related death while hospitalized. **Results:** Among 145 patients, 126 (86.9%) received antimicrobials for a mean of 12.5 ± 12.9 days. 88 (69.8%) of 126 had clinical findings suggestive of infection. Sixty-one patients (48.4%) had positive cultures, the remaining were treated empirically. “Comfort care” was ultimately pursued in 99 (78.5%) of 126; 35 (35.4%) of 99 continued to receive antimicrobials after a transition to comfort care for an average of 1.6 ± 1.1 days. On average, antimicrobials were discontinued <1 day prior to death. **Conclusion:** Antimicrobial use was common among patients with advanced cancer. Even after transition to comfort care, more than one third of patients remained on antimicrobials. The risks and burdens of antimicrobials should be carefully examined when comfort is the stated goal.

VIEWPOINT

Antimicrobials at the End of Life

An Opportunity to Improve Palliative Care and Infection Management

Manisha Juthani-Mehta, MD
Yale School of Medicine, Section of Infectious Diseases, Department of Internal Medicine, New Haven, Connecticut.

Preeti N. Malani, MD, MSJ
University of Michigan Health System, Division of Infectious Diseases, Department of Internal Medicine, Ann Arbor; and Associate Editor, *JAMA*.

Susan L. Mitchell, MD, MPH
Hebrew SeniorLife Institute for Aging Research, the Department of Medicine, Beth Israel Deaconess Medicine Center, Boston, Massachusetts; and Department of Medicine, Harvard Medical School, Boston, Massachusetts.

Patients in the final stage of an advanced illness often face challenging decisions about the direction of their overall medical care and treatment of specific complications that occur as the end of life approaches. Infections and febrile episodes are among the most common acute complications experienced by terminally ill patients.

Close to 90% of hospitalized patients with advanced cancer receive antimicrobials during the week prior to death,¹ and 42% of nursing home residents with advanced dementia are prescribed antimicrobials during the last 2 weeks of life.² Approximately one-quarter of hospice recipients, for whom the intended goal of care is comfort, receive antimicrobials during the final weeks of life.^{3,4} Research suggests that antimicrobials are commonly prescribed to dying patients in the absence of adequate clinical symptoms to support a bacterial infection.^{4,5} How decisions for suspected infections are made in these patients warrants increased scrutiny by clinicians, patients, and family members.

Risks and Benefits

Although antimicrobial use may be viewed as relatively less burdensome than other potentially life-prolonging interventions (eg, intubation, dialysis), risks of this therapy are not trivial, especially among frail patients

minally ill patients. No randomized trials have been conducted examining these outcomes in this population. A systematic review⁸ included 8 observational studies that had measured symptoms following antimicrobial therapy among patients receiving hospice and palliative care. None of these studies, which were published between 2002 and 2008, had comparison groups of untreated patients, and their methodological heterogeneity and contrasting findings further limited any conclusions about whether antimicrobials provide symptom relief for patients at the end of life.

A subsequent prospective study⁹ reported greater comfort, albeit shorter survival, among patients with advanced dementia and suspected pneumonia who were not treated with antimicrobials compared with those who were treated. Another notable finding in this study was that the survival benefit associated with antimicrobial use (vs no treatment) was similar regardless of the route of administration, whereas the most aggressive treatment approaches (intravenous therapy or hospitalization) were associated with the greatest discomfort. To date, no rigorously conducted study has reported the survival outcomes of patients in the final stages of other terminal diseases who did and did not receive antimicrobials for suspected infections.

XXVII. Should Antimicrobial Stewardship Programs Implement Interventions to Reduce Antibiotic Therapy in Terminally Ill Patients?

Recommendation

Implementing Guidelines and the

Tamar F. Barlam,¹ Sa
Yngve T. Falck-Ytter,²
Gregory J. Moran,¹⁶ I

¹Section of Infectious Disease

³Division of Infectious Disease

⁵Department of Medicine,

Medicine, Houston; ⁷Division

School of Medicine, Seattle

Health System, Philadelphia

Medicine, Johns Hopkins

Emergency Medicine, Univ

¹⁷Department of Veterans Affairs

School of Medicine, Winston

New York; and ²²Trivedi

Evidence-based guidelines

cluding long-term

for Healthcare Epidemiology

medicine, microbiology

recommendations

Keywords. ar

28. In terminally ill patients, we suggest ASPs provide support to clinical care providers in decisions related to antibiotic treatment (*good practice recommendation*).

Evidence Summary

End of life is defined as the final days or weeks of life in patients under hospice care where the primary goals are managing symptoms, improving comfort, and optimizing quality of life—not prolonging survival. In contrast, palliative care is more general and can be pursued along with curative therapies.

Antibiotic use, frequently with multiple antibiotics, is common in patients with terminal cancer. Therapy is often continued after transition to comfort care and discontinued less than 1 day prior to death [208]. Patients with advanced dementia also have high exposure to antibiotics, especially in the weeks prior

ica ica

thy H. Dellit,⁸
5

. Trivedi²²

imore, Maryland;

San Francisco;

enter College of

ty of Washington

y of Pennsylvania

Critical Care

¹⁵Department of

er, Sylmar;

Forest University

Center, New York,

ulations in-

the Society

emergency

ilities. These

otics.



WRITING
SCIENCE
IN PLAIN
ENGLISH

ANNE E. GREENE



Interacting with the Media

- Infectious Diseases is a priority topic for reporters
- Reporters are busy people. Time sensitive nature/deadlines
- Fewer dedicated health reports but many with impressive credentials, expertise. Know their niche interests.
- A good source is knowledgeable, helpful. Can explain complex concepts in simple, clear language
- Press Releases: Pros/Cons of different formats
- Journals, meetings, home institutions can help promote your work
- Honor and understand embargos

JAMA | Original Investigation

Effect of Cranberry Capsules on Bacteriuria Plus Pyuria Among Older Women in Nursing Homes A Randomized Clinical Trial

Manisha Juthani-Mehta, MD; Peter H. Van Ness, PhD, MPH; Luann Bianco, BA; Andrea Rink, RN; Sabina Rubeck, MPH; Sandra Ginter, BSN; Stephanie Argraves, MS; Peter Charpentier, MPH; Denise Acampora, MPH; Mark Trentalange, MD, MPH; Vincent Quagliarello, MD; Peter Peduzzi, PhD

jamanetwork.altmetric.com

Cranberry Capsules' Effect on Bacteriuria and Pyuria | Complementary and Alter...

Altmetric – Effect of Cranberry Capsules on Bacteriuria Plus Pyuria Among Old...

Altmetric

? What is this page?

Embed badge

Share

Effect of Cranberry Capsules on Bacteriuria Plus Pyuria Among Older Women in Nursing Homes: A Randomized Clinical Trial

Overview of attention for article published in JAMA: Journal of the American Medical Association, October 2016

1316

? About this Attention Score

In the top 5% of all research outputs scored by Altmetric

MORE...

Mentioned by

108 news outlets

6 blogs

578 tweeters

18 Facebook pages

3 Google+ users

SUMMARY

News

Blogs

Twitter

Facebook

Google+

Title

Effect of Cranberry Capsules on Bacteriuria Plus Pyuria Among Older Women in Nursing Homes: A Randomized Clinical Trial

Published in

JAMA: Journal of the American Medical Association, October 2016

DOI

10.1001/jama.2016.16141

Pubmed ID

27787564

Authors

Manisha Juthani-Mehta, Peter H. Van Ness, Luann Bianco, Andrea Rink, Sabina Rubeck, Sandra Ginter...
[show]

Abstract

Bacteriuria plus pyuria is highly prevalent among older women living in nursing homes. Cranberry...
[show]

View on publisher site

Alert me about new mentions

TWITTER DEMOGRAPHICS

ATTENTION SCORE IN CONTEXT

The data shown below were collected from the profiles of 578 tweeters who shared this research output. [Click here to find out more about how the information was compiled.](#)

CONTRIBUTOR

Is the cranberry industry feeling a little threatened?

🕒 11/04/2016 12:03 pm ET | Updated 2 days ago



👍 Like 72



© STOCK.ADOBE.COM

Cranberry Capsules



Monica L. Hosen

Our cranberry capsule study published this past week in [JAMA](#) has put the cranberry industry on the defensive. More than that, they are now on the [offensive](#) to try to discredit both

AdChoices

TRENDING

Donald Trump Has Caused A Historic Drop In The Stock Market



Kellyanne Conway Calls Protester Involved In Secret Service Scare A



GRANTWATCH

ASSOCIATED TOPICS: DRUGS AND MEDICAL TECHNOLOGY, HEALTH PROFESSIONALS, HOSPITALS, QUALITY



A New Arena For Reducing Antibiotic Misuse: Outpatient Care

Hillary S. Jalon and Anne-Marie J. Audet

March 24, 2016



MOST RECENT

MOST READ

ACA Round-Up: Latest CDC Uninsured Data And More

Timothy Jost

Regulatory, Legal Uncertainties Are Barriers To Value-Based Agreements For Drugs

Alison Sexton Ward, Mark Linthicum, Michelle Drozd, Alison R. Silverstein, and Joe Vandigo

Countries Transitioning From Donor Health Aid: We Need A Common Research Agenda And Mechanisms For Action

Robert Hecht and Sara Bennett

The Cost Of A Cure: Revisiting Medicare Part D And Hepatitis C Drugs

Jack Hoadley, Tricia Neuman, and Juliette Cubanski



Health Check: does green mucus mean you're infectious and need antibiotics?



Health — The Public's Health

It's a dog's life: the growing challenge of pet obesity

Updated: JUNE 26, 2015 — 11:43 AM EDT

by Preeti N. Malani, MD, University of Michigan @PublicsHealth

Dogs are an integral part of the American family. Our dogs attend daycare, enjoy visits to the spa, and accompany their families on vacation—sometimes staying in [pet-friendly hotels](#) that serve gourmet dog food. Pooches can have dedicated electronic devices; a sizable number have accounts on social media.

Fittingly, the health of American dogs mirrors that of humans when it comes to their waistlines. Much like the [better-known epidemic](#), the number of overweight pets is rising. Just like their human counterparts, excess weight can have serious health implications for our canine companions.

 Choose America's
#1 Pet Insurance.

Nationwide®



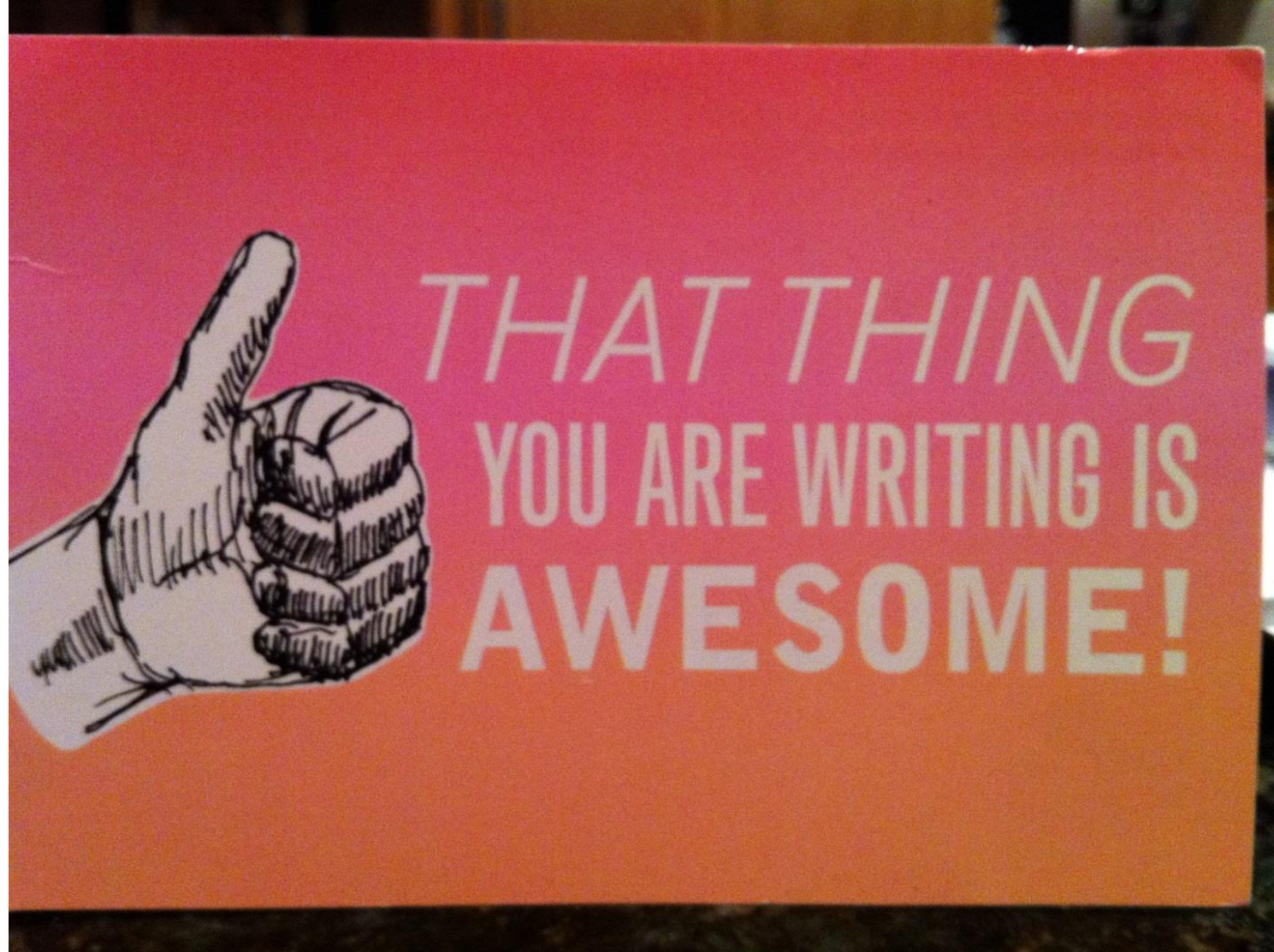
Get a quote in 2 minutes.

Advertisement

POPULAR STORIES

Two diabetes types are very different Nov 20 - 3:01 AM





**“Do your thing and don't
care if they like it.”**

— Tina Fey, Bossypants